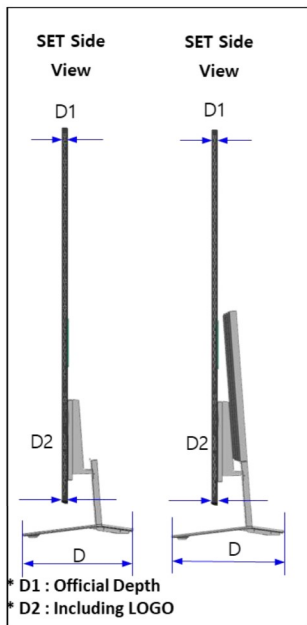


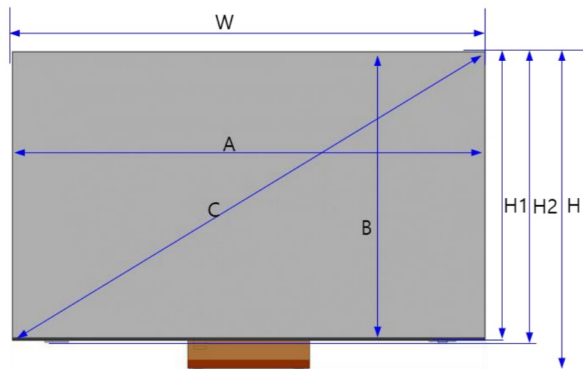
QN990F

**Dimensions in millimeters (+ / - 0.1 mm)*

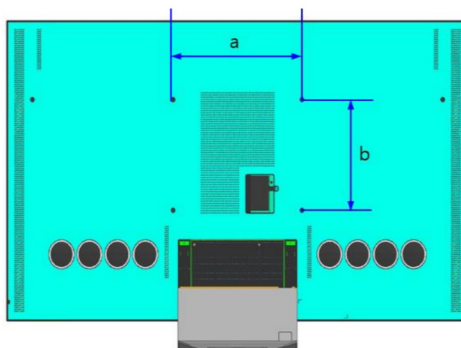


QN990F 65/75/85" SET DIMENSION

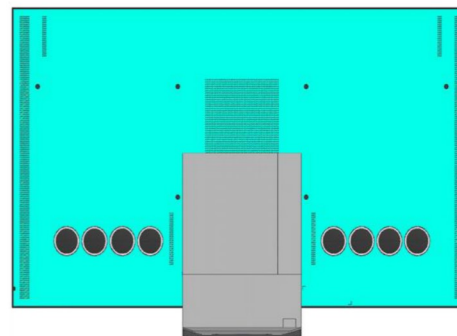
	QN990F 65"	QN990F 75"	QN990F 85"
SET(With stand) (W * H * D)	1433.5 x 892.4 x 265.7	1655.2 x 1018.5 x 283.8	1877.4 x 1145.2 x 304.9
SET(Without stand) (W * H1(H2) * D1(D2))	1433.5 x 815.1(820.1) x 12.9(14.6)	1655.2 x 940.8(945.8) x 13.1(14.8)	1877.4 x 1067.1(1072.1) x 13.3(14.8)
* Front Opening Area (A * B * C)	1431.5 x 806.2 x 1642.9	1653.2 * 931.9 x 1897.8	1875.0 x 1057.8 x 2152.8
Wall Mount (a * b)	400 x 300	400 x 300	600 x 400
Packing Out (W * H * D)	1625 x 935 x 190	1814 x 1124 x 191	2052 x 1254 x 220
Net Weight (With stand) Kg	30.2	40.4	53.4
Net Weight (Without stand) Kg	21.6	30.8	42.7
Gross Weight (Packing) Kg	41.3	54.1	70.2



SET Front View



SET Rear View without OC



SET Rear View with OC

* H1: CHASSIS-FRONT, H2: LOGO
 H: Height Type
 1) H : Includes Rubber-Foot
 2) H1 : Representative Dimension, Outermost dimension of Chassis-Front
 3) H2 : Includes Logo

SAMSUNG IS NOT RESPONSIBLE FOR INACCURACIES. FOR CRITICAL INSTALLATIONS, IT IS STRONGLY RECOMMENDED TO CONFIRM ALL MEASURES BY USING AN ACTUAL SAMPLE MODEL INTENDED FOR A SPECIFIC INSTALLATION.

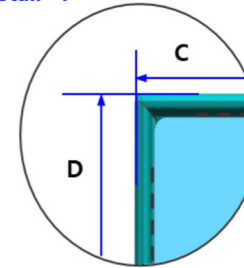
**Dimensions in millimeters (+ / - 0.1 mm)*

QN990F COVER-REAR DIMENSION

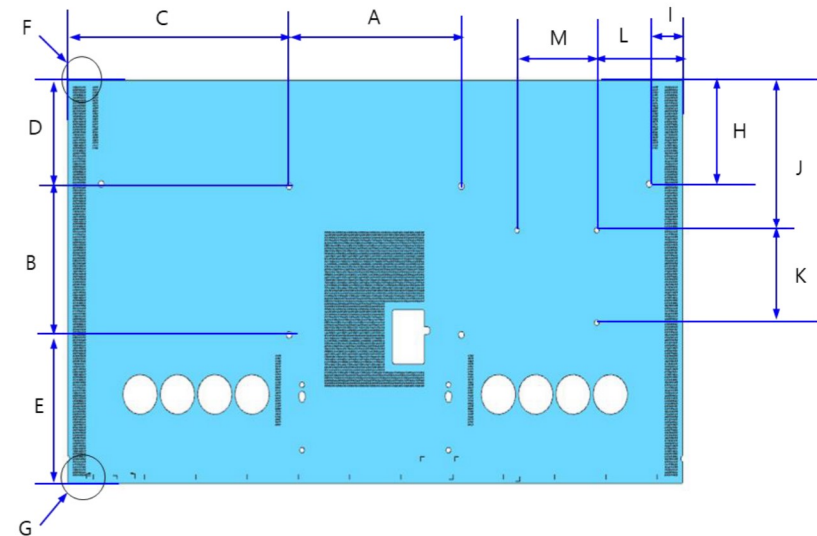
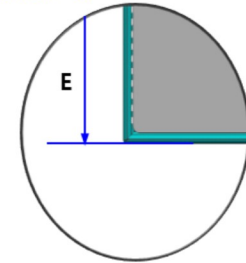
		QN990F					
		65"		75"		85"	
VESA WALL MOUNT(AXB)		400 X 300		400 X 300		600 X 400	
C (mm / inch)		516.8	20.3	627.6	24.7	638.7	25.1
D (mm / inch)		214.5	8.4	190.0	7.5	200.2	7.9
E (mm / inch)		300.6	11.8	450.8	17.7	466.9	18.4
Screw Depth		5-6		5-6		5-6	
SLIM WALL MOUNT	H	210.0		210.0		210.0	
	I	80.0		80.0		79.8	
WALL MOUNT OC	J	304.8		373.8		474.9	
	K	185.0		185.0		185.0	
	L	202.1		281.4		293.3	
	M	185.0		185.0		185.0	

※ C,D
1) SET's Outermost spec (Chassis-Front & C/Rear)

Detail "F"



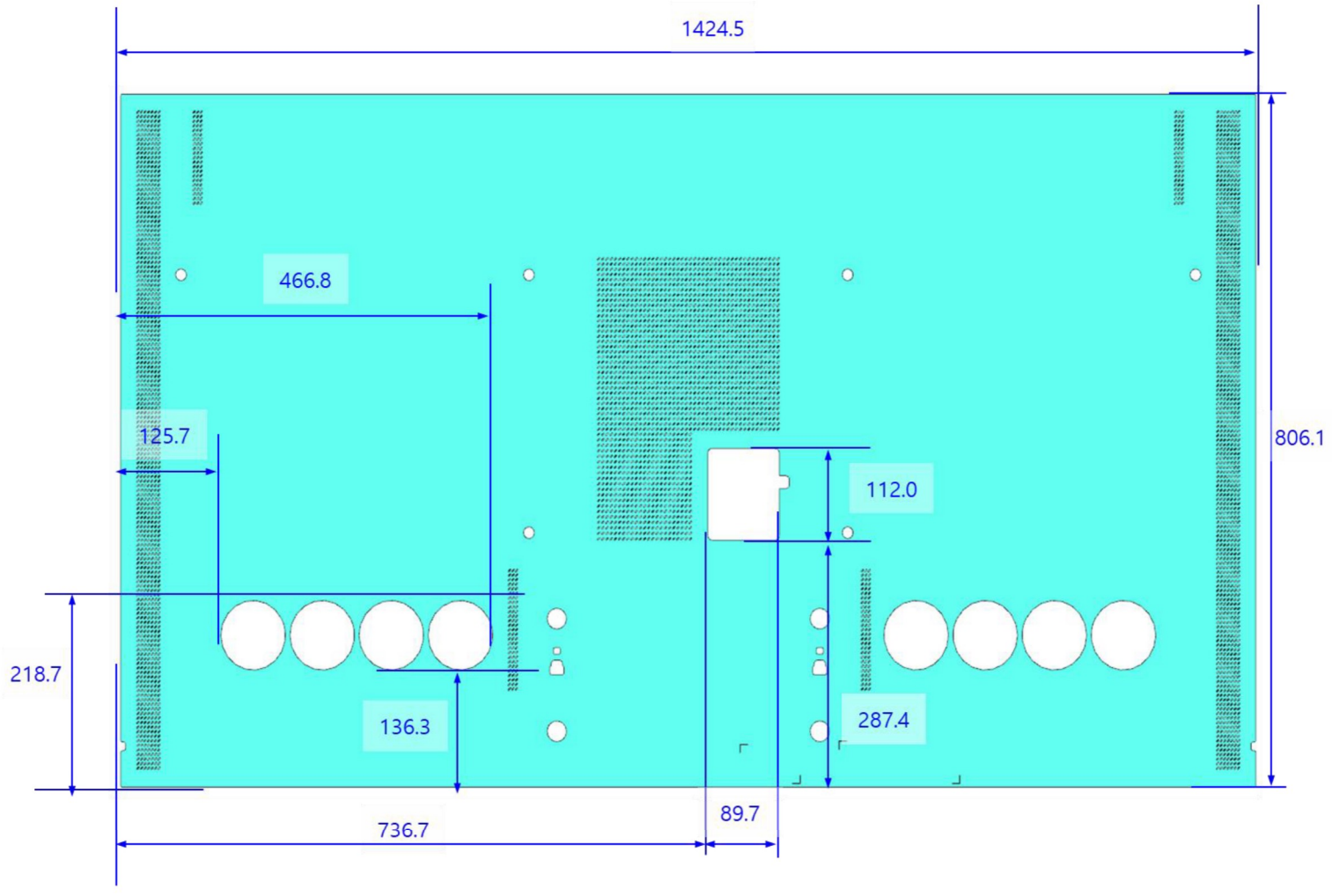
Detail "G"



SAMSUNG IS NOT RESPONSIBLE FOR INACCURACIES. FOR CRITICAL INSTALLATIONS, IT IS STRONGLY RECOMMENDED TO CONFIRM ALL MEASURES BY USING AN ACTUAL SAMPLE MODEL INTENDED FOR A SPECIFIC INSTALLATION.

**Dimensions in millimeters (+ / - 0.1 mm)*

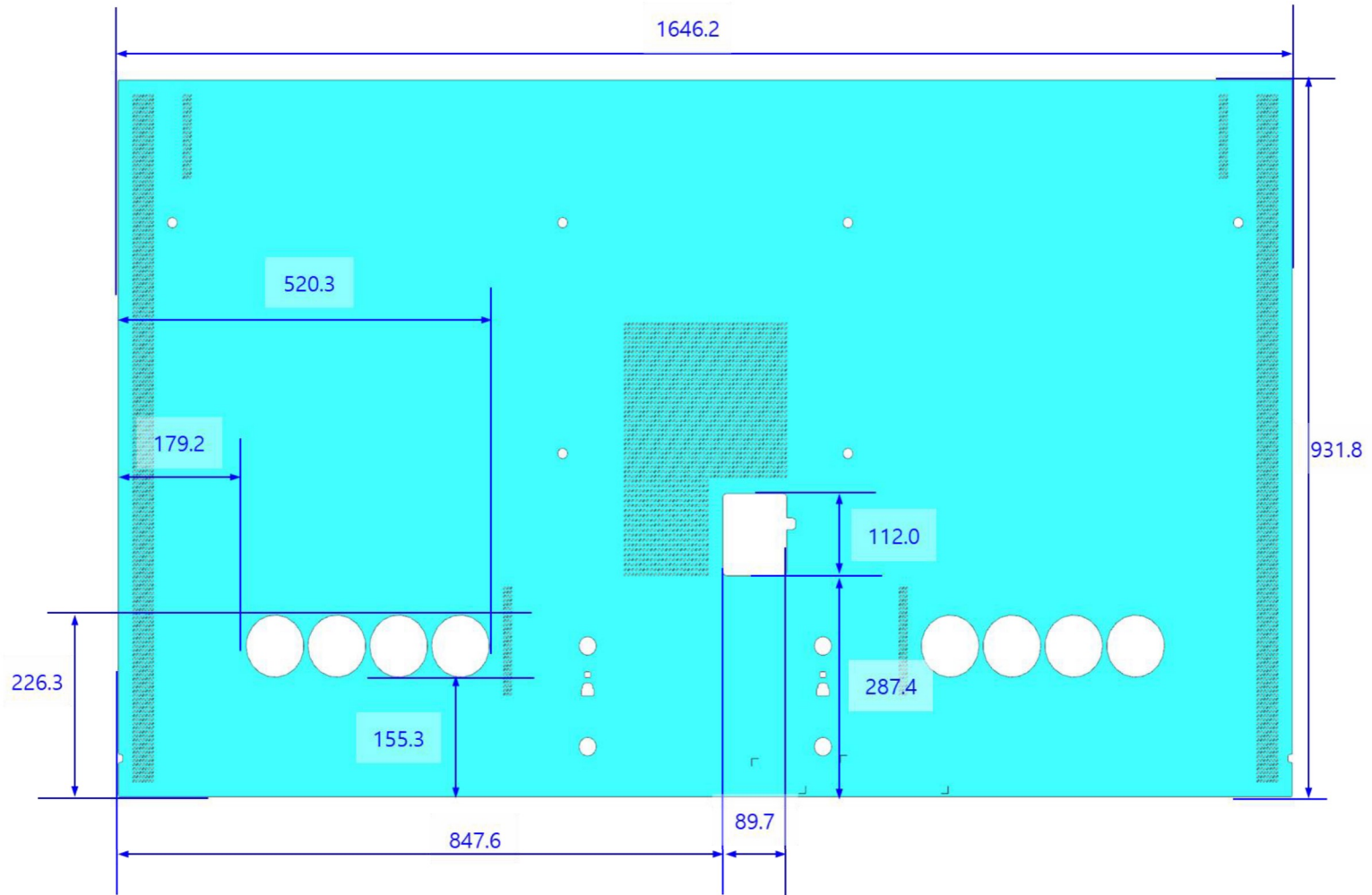
QN990F 65" Cover and Rear-View Dimensions



*SAMSUNG IS NOT RESPONSIBLE FOR INACCURACIES. FOR CRITICAL INSTALLATIONS,
IT IS STRONGLY RECOMMENDED TO CONFIRM ALL MEASURES BY USING AN ACTUAL SAMPLE MODEL INTENDED FOR A SPECIFIC INSTALLATION.*

**Dimensions in millimeters (+ / - 0.1 mm)*

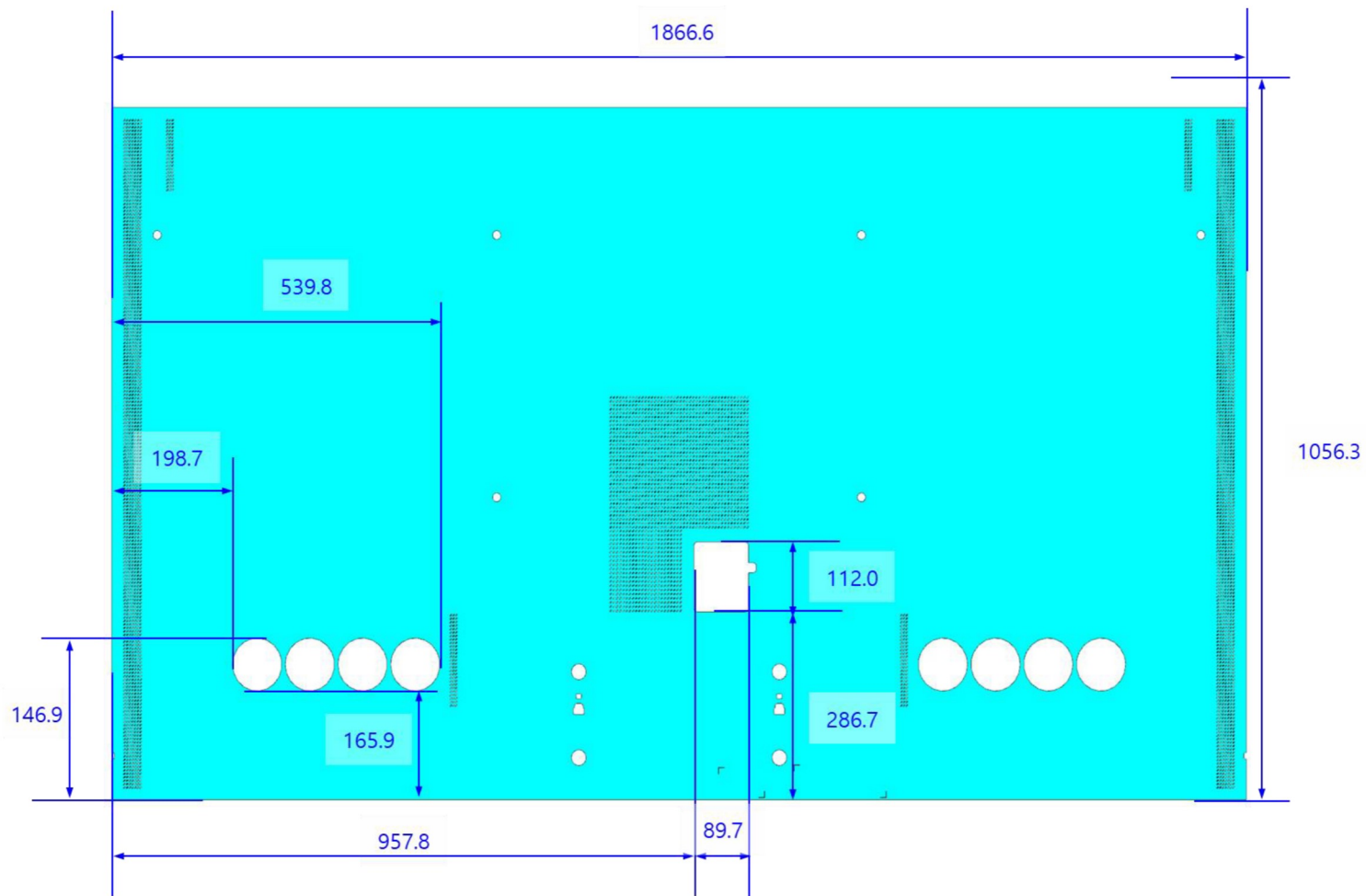
QN990F 75" Cover and Rear-View Dimensions



*SAMSUNG IS NOT RESPONSIBLE FOR INACCURACIES. FOR CRITICAL INSTALLATIONS,
IT IS STRONGLY RECOMMENDED TO CONFIRM ALL MEASURES BY USING AN ACTUAL SAMPLE MODEL INTENDED FOR A SPECIFIC INSTALLATION.*

**Dimensions in millimeters (+ / - 0.1 mm)*

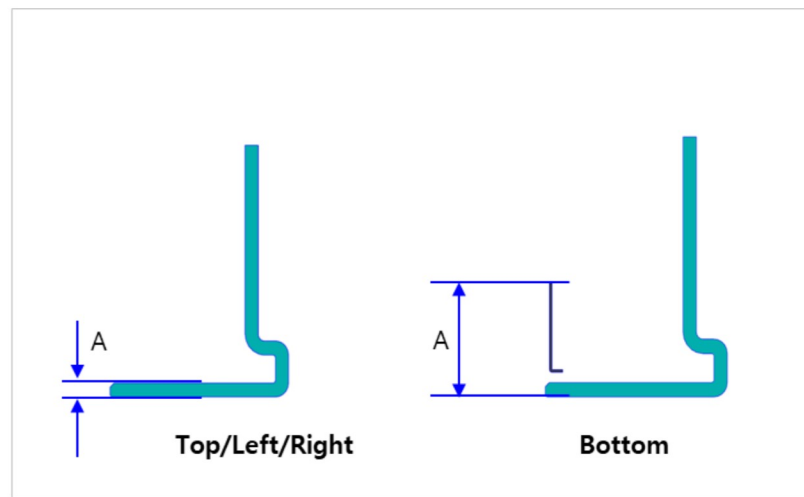

QN990F 85" Cover and Rear-View Dimensions



SAMSUNG IS NOT RESPONSIBLE FOR INACCURACIES. FOR CRITICAL INSTALLATIONS, IT IS STRONGLY RECOMMENDED TO CONFIRM ALL MEASURES BY USING AN ACTUAL SAMPLE MODEL INTENDED FOR A SPECIFIC INSTALLATION.

QN990F

**Dimensions in millimeters (+ / - 0.1 mm)*



QN990F Bezel Size


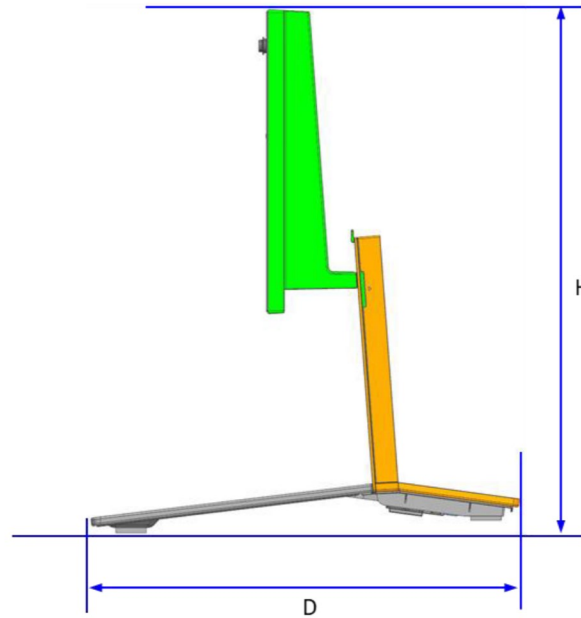
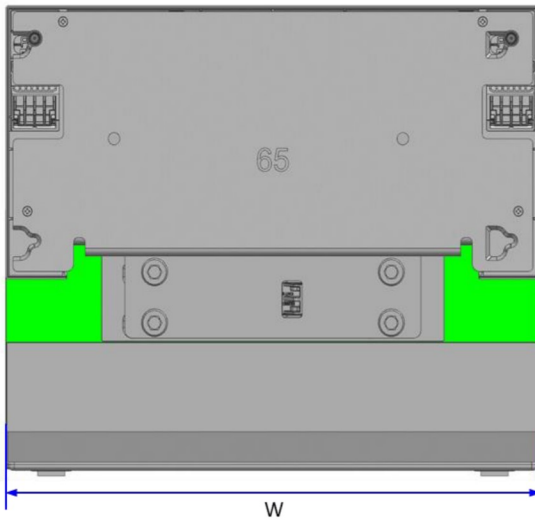
	QN990F					
	65"		75"		85"	
	T/L/R	Bottom	T/L/R	Bottom	T/L/R	Bottom
A	1.0	7.9	1.0	7.9	1.2	8.1
B	13.85		13.85		14.05	

SAMSUNG IS NOT RESPONSIBLE FOR INACCURACIES. FOR CRITICAL INSTALLATIONS, IT IS STRONGLY RECOMMENDED TO CONFIRM ALL MEASURES BY USING AN ACTUAL SAMPLE MODEL INTENDED FOR A SPECIFIC INSTALLATION.

**Dimensions in millimeters (+ / - 0.1 mm)*

QN990F Stand Dimensions

	QN990F		
	65"	75"	85"
STAND (W*H*D)	370.0*302.0*265.7	370.0*303.0*283.8	370.0*304.3*304.9



*SAMSUNG IS NOT RESPONSIBLE FOR INACCURACIES. FOR CRITICAL INSTALLATIONS,
IT IS STRONGLY RECOMMENDED TO CONFIRM ALL MEASUREMENTS USING THE SPECIFIC TV TO BE INSTALLED.*

QN990F


**Dimensions in millimeters (+ / - 0.1 mm)*

OC BOX (with COVER) (W*H*D)	370.0 * 32.9 * 330.0
OC BOX (without COVER) (W*H*D)	296.0 * 32.9 * 330.0

SAMSUNG IS NOT RESPONSIBLE FOR INACCURACIES. FOR CRITICAL INSTALLATIONS, IT IS STRONGLY RECOMMENDED TO CONFIRM ALL MEASUREMENTS USING THE SPECIFIC TV TO BE INSTALLED.

QN990F

**Dimensions in millimeters (+ / - 0.1 mm)*

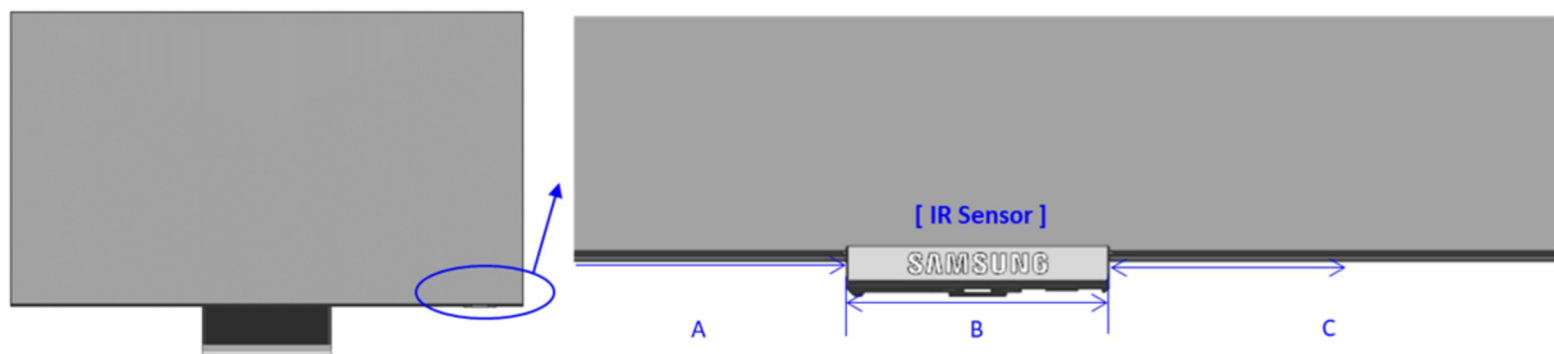


QN990F Wireless One Connect Box

OC BOX (W*H*D)	295.9 * 37.9 * 127.4

*SAMSUNG IS NOT RESPONSIBLE FOR INACCURACIES. FOR CRITICAL INSTALLATIONS,
IT IS STRONGLY RECOMMENDED TO CONFIRM ALL MEASUREMENTS USING THE SPECIFIC TV TO BE INSTALLED.*

2025 New Model IR Sensor Information



Product	Series	Inch	Item	Sensor Position	DIMENSION		
					A	B	C
Neo QLED 8K	QN990F	98	QN98QN990FFXZA	Right	1972.1	24.7	182.2
		85	QN85QN990FFXZA	Right	1698.6	24.8	154.0
		75	QN75QN990FFXZA	Right	1495.1	24.8	135.3
		65	QN65QN990FFXZA	Right	1291.8	24.8	116.9

SAMSUNG IS NOT RESPONSIBLE FOR INACCURACIES. FOR CRITICAL INSTALLATIONS, IT IS STRONGLY RECOMMENDED TO CONFIRM ALL MEASUREMENTS USING THE SPECIFIC TV TO BE INSTALLED.