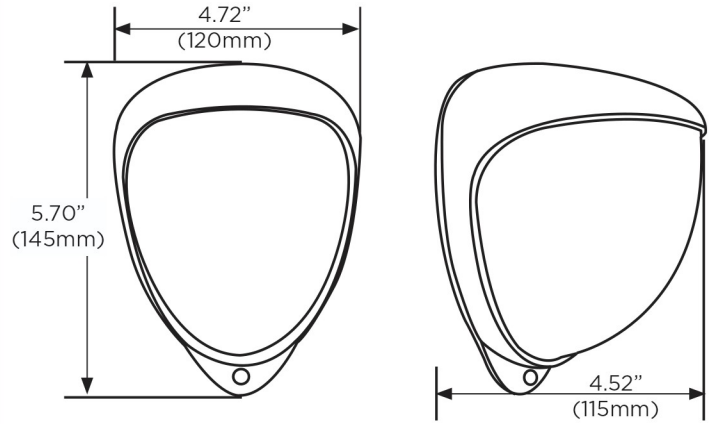




### Dimensions

unit: Inch (mm)



### Summary

The DW-DTPIRIPW is a quad-element passive infra-red (PIR) external movement detector that combines advanced signal processing and unique optical systems. The detector's quad PIR sensing module is equipped with two (2) volt-free and two (2) negative-switched outputs with a programmable beam range of up to 98.5ft (30m), avoiding boundary overspill and offering truly exceptional resistance to false alarms. Using PoE and IP communication, the DW-DTPIRIPW supports direct integration with DW Spectrum® IPVMS, all major VMS and camera systems on the market.

### Features

- External movement detector
- Quad-element PIR sensor
- Two (2) volt-free outputs
- Two (2) negative-switched outputs
- Programmable beam-range of up to 98.5ft (30m)
- Exceptional resistance to false alarms
- Advanced signal processing, quad-pyro and optical systems
- Trigger lights and smart devices when movement is detected
- 10° - 70° detection angle
- Direct integration with DW Spectrum® IPVMS
- Intruder notifications
- Set up lux-level events to operate blinds and curtains
- Environmental temperature monitoring to help manage internal air conditioning and heating
- Web interface built-in
- PoE class 1 and DC48V
- IP65 environmental-rated dust-tight and water-protected

### Specifications

|                       |  |
|-----------------------|--|
| DETECTION RANGE       | Up to 98.5ft (30m) programmable  |
| COVERAGE              | 10° - 70° detection angle, 98.5ft x 98.5ft (30m x 30m) max.                            |
| WALK TEST             | Output test mode with LED indication   |
| OPERATING TEMPERATURE | -4°F to 131°F (-20°C to +55°C) conformally coated electronics for increased stability. |
| ADJUSTMENT            | 180° pan + 90° tilt  |
| MOUNTING HEIGHT       | Optimum 9.8ft (3m)   |
| INDICATOR LEDs        | 1 x blue LED on alarm  |
| OUTPUTS               | Two N/C volt free relay contacts. Web interface set up required.                       |
| POWER INPUT           | Power over Ethernet (48V DC)   |
| POWER CONSUMPTION     | Max 3.8W, PoE class 1  |
| ETHERNET STANDARD     | Ethernet IEEE 802.3af, TCP/IP  |
| REMOTE ACCESS         | Web browser user interface. No software or installation needed.                        |
| Dimensions            | 4.72" x 5.7" x 4.52" (120 x 145 x 115mm)   |
| Weight                | 1.52 lbs (692 gr)  |
| WARRANTY              | 2 year warranty  |

### Accessories (optional)



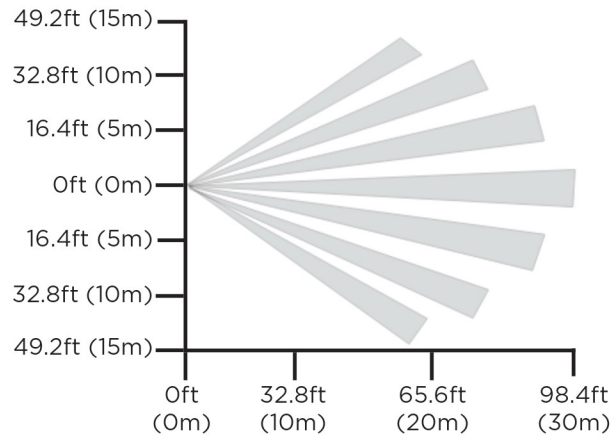
DW-DTCAW  
Conduit adaptor



DW-DTPM  
Pole mount bracket

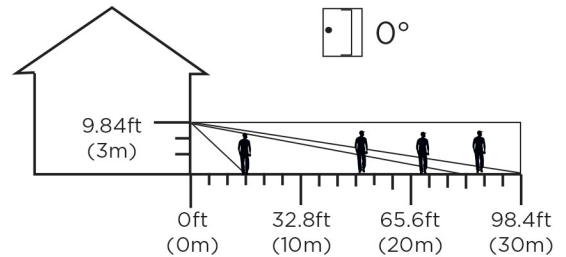
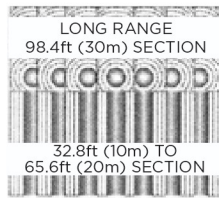


DW-DTWT  
Walk tester

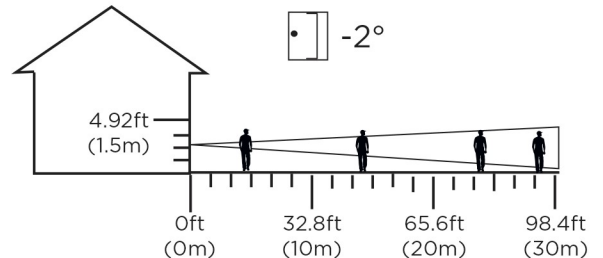
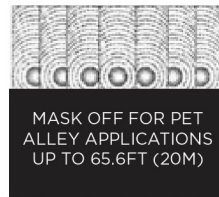


BEAM PATTERN SET TO  
MAXIMUM RANGE

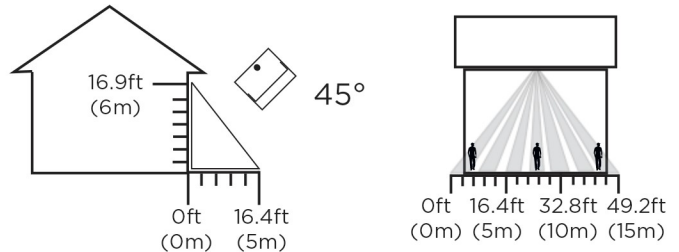
**MULTI-BEAM OPTIMUM**  
HEIGHT 9.84FT (3M)  
RANGE MAXIMUM  
MODULE TILT 0°



**PET IMMUNITY**  
HEIGHT 4.92FT (1.5M)  
RANGE MAXIMUM  
MODULE TILT -2°



**CURTAIN COVERAGE**  
HEIGHT 16.9FT (6M)  
RANGE MAXIMUM  
MODULE TILT 45°



Increase sales and profitability. Sign up and become a DW Channel Partner today!



☎: 866.446.3595    ✉: sales@digital-watchdog.com    🌐: www.digital-watchdog.com

