




# AA-PPRC

## Priority Page Relay Controller

### Features

- Two In by Two Out Priority Page Relay Controller
- Normally Open and Normally Closed Relay Outputs
- Power rating of 350 W / Channel @ 70.7V  
(See Power Chart for Other Load Ratings)
- High Level Audio Trigger Input (3V – 45V)
- Line Level Audio Trigger Input (10mV – 3V)
- DC Trigger Input (5V – 24V)
- Contact Closure Trigger Input
- Relay Recover Adjustment 1 - 30 Seconds
- Phoenix Type I/O Connectors
- Durable, Compact Black Metal Housing
- Dimensions: 1.5" (38 mm) H x 4" (114 mm) W x 4.5" (114 mm) L
- 12VDC UL Listed Power Supply (Included)



AA-PPRC

### Applications

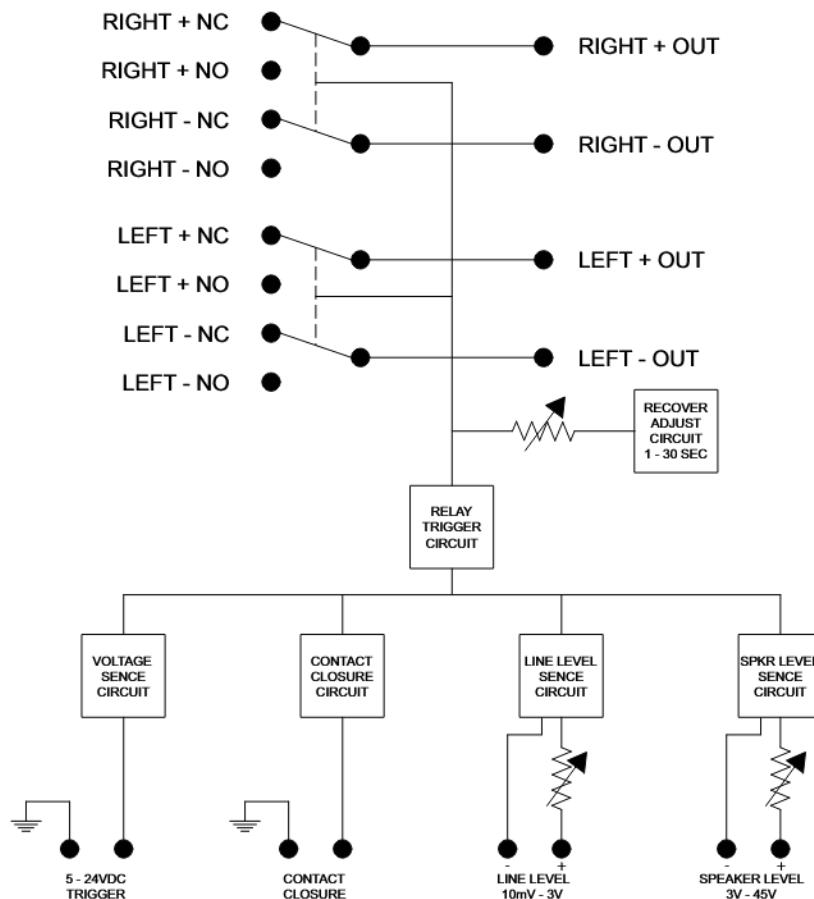
A typical classroom installation would utilize the AA-PPRC inserted between the presentation system amplifier and loudspeakers with a trigger input from the school's 25V paging/intercom system loudspeaker located in the same classroom. When a page occurs the presentation system will be muted for the duration of the announcement and will resume when the page is complete. (see page 2)

Other applications include zone page management for new or existing systems and priority switching of line-level audio sources. (see page 2)

### General Description

The AA-PPRC Priority Page Relay Controller is a two-input, by two-output speaker level switch system rated at 350 watts per channel.

Inserting unit into the signal path between an amplifier's output and the speaker load allows system muting based upon a variety of external trigger sources including speaker level audio (3V to 45V), line level audio (10mV to 3V), external contact closure or 5 to 24 volts DC. Release time of the relay control is variable from 0 to 30 seconds.



©2008 Atlas Sound L.P. All rights reserved. Atlas Sound and ControlKom are trademarks of Atlas Sound L.P. All other trademarks are the property of their respective owners. AT5002812 RevA 2/08

## Architect and Engineer Specifications

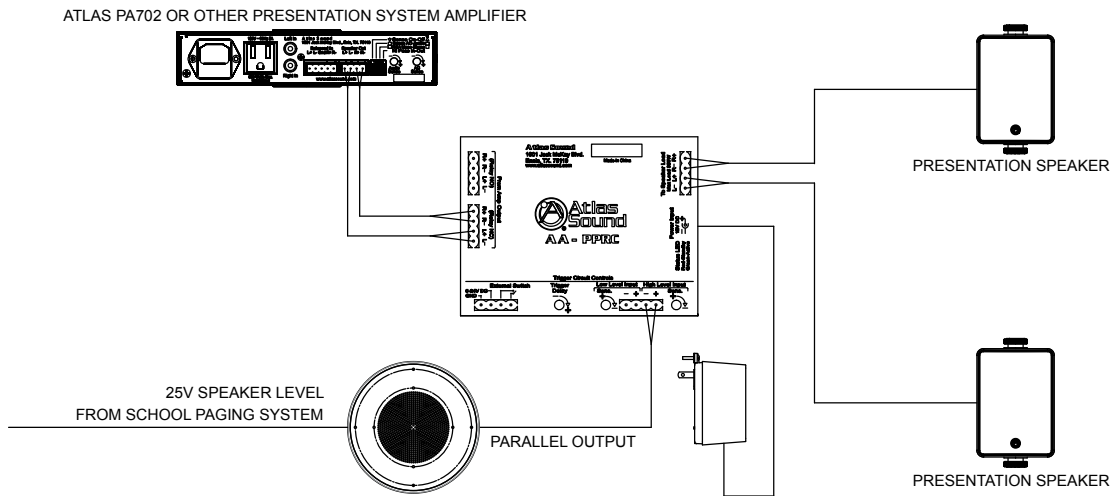
The Priority Page Relay Controller shall be Atlas Sound Model AA-PPRC or approved equal.

The Controller shall utilize user selectable triggers of external voltage, line level, speaker level or contact closure to energize switching functions. The unit shall employ Individual sensitivity controls, line level (10mV - 3V), speaker Level (3V - 45V) and the use of external voltage sense (5 - 24VDC) or external contact closure will allow the unit to be controlled by a variety of input triggers. The switch functions of the controller are to be selectable as either normally open or normally closed for interface with a dual (two) channel amplifier (not included). Power handling shall be 350 watts per channel. Unit shall also have a variable recovery adjust circuit that can be adjusted from 1 - 30 seconds (user selectable). A two color LED shall indicate operational status Red - Standby Mode, Green - Active Mode.

The unit's inputs and outputs shall be terminated at plug in phoenix style screw terminals for easy access. Priority Page Relay Controller shall include a 12VDC external power supply. Unit shall be wired and ready for mounting and deployment. The chassis shall be constructed of 18-gauge CRS and include a silk-screened termination diagram for proper connections. The unit shall be the Atlas Sound Model AA-PPRC.

AA-PPRC LOAD RATING 5A Max Per Channel		
Load	Watts	Amps
100V (20 Ω)	500 W	5 Amps
70V (14 Ω)	350 W	5 Amps
25V (5 Ω)	125 W	5 Amps
8 Ω	200 W	5 Amps
4 Ω	100 W	5 Amps
2 Ω	50 W	5 Amps

## Typical Classroom Installation



## Priority Switching of Line-Level Audio

