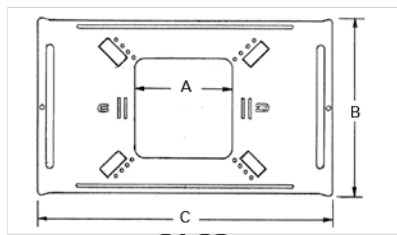



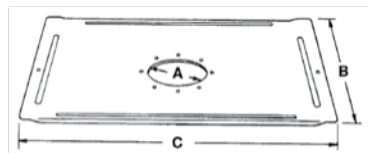



81 Series Tile Bridges

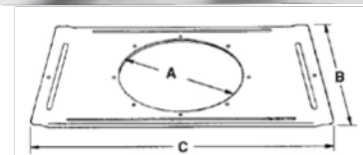

For 4" And 8" Loudspeakers



81-8S



81-4



81-8R

Features

- Load-Bearing Bridges Eliminate Ceiling Tile Sag by Distributing Assembly Weight to Ceiling's Support System
- Choice of Three Models that Accept a Wide Variety of Baffles and Baffle-Enclosure Combinations
- Rust-Resistant 22-Gauge Electrogalvanized Steel Construction Ensures Long Service Life

Applications

Utilize Atlas Sound 81 Series tile bridges to prevent ceiling tile sag in suspended ceiling installations of loudspeaker assemblies. The 81-8S and 81-8R (accepting 8" loudspeakers) and the 81-4 (designed for 4" loudspeakers) distribute the assembly weight to overhead T-Bar support members.

General Description

The 81 Series includes three models and can accommodate over 30 Atlas Sound baffles. The 81-8S is designed to mount 8" loudspeakers and has a square cut-out with a multi-position hole pattern to accommodate an extensive variety of round and square baffles including torsion spring and screw mount models. (See chart below for specific baffle model numbers). Model 81-4 features a round cut-out and accepts 4" loudspeaker baffle Model 51-4. Model 81-8R, like the 81-8S, handles 8" loudspeakers but features a round cut-out that suits baffles mounting the industry standard Atlas Sound 95 Series enclosures. All tile bridges are constructed of 24-gauge CRS with an electrogalvanized rust-resistant finish.

Specifications

Model	81-8S	81-4	81-8R
A	8" (203mm)	5 $\frac{5}{8}$ " (132mm)	10 $\frac{3}{8}$ " (273mm)
B	14 $\frac{1}{8}$ " (359mm)	14 $\frac{1}{8}$ " (359mm)	14 $\frac{1}{8}$ " (359mm)
C	23 $\frac{3}{8}$ " (600mm)	23 $\frac{1}{2}$ " (602mm)	23 $\frac{3}{8}$ " (603mm)
Weight	2.0 lbs. (.9kg.)	2.6 lbs. (1.2kg.)	2.0 lbs. (.9kg.)

Mounts Baffle Models

81-8S	51-8, T51-8, 60-8(W), T60-8(W), 61-8W, T61-8W, (T)62-8, 67-8(W), 68-8W, 161-8, 164-8A, 169-8, M222(W), T620-8, T610-8W, T710-8, T720-8A, P900
81-4	51-4
81-8R	51-8, 60-8(W), 61-8W, 62-8, 63-8, 67-8(W), 68-8W, M222(W), P900

Architect and Engineer Specifications

The items described are installation accessories, and their use is determined by the baffle, enclosure, or loudspeaker package series selected. Refer to the architect and engineer specifications outlined on each component specification sheet.

©2012 Atlas Sound L.P. All rights reserved. Atlas Sound and Strategy Series are trademarks of Atlas Sound L.P. All other trademarks are the property of their respective owners. AT5004110 RevA 7/12