



AP6W

4-Stream Wall Mount Enterprise Access Point

SLEEK AND COMPACT WIFI 6 AP

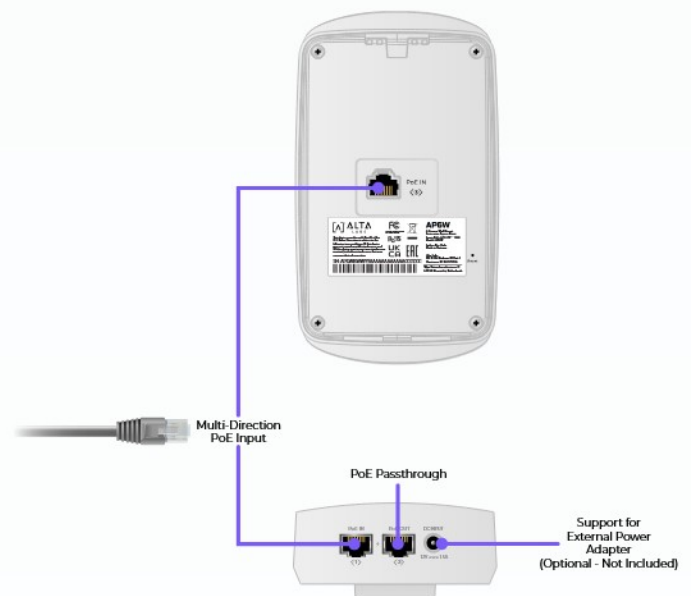
The Alta Labs AP6W 4-Stream Wall Mount Access Point features a compact form factor and a sleek aesthetic design allowing seamless integration into hospitality environments such as hotels, restaurants, resorts, entertainment venues, MDU (Multi-Dwelling Units), corporate, commercial, and residential spaces. Combined with our patented AltaPass™ technology, allowing you to use multiple passwords with a single wireless network SSID, you'll find the AP6W truly is the ideal access point for these types of deployments.

FEATURES

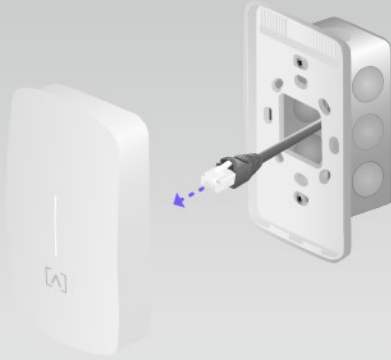
- Versatile Design
- Bluetooth Setup
- Scalable Cloud-Based Management
- Mobile App
- AltaPass™ Multi-Password Technology
- Advanced Filtering - DPI Engine
- Hotspot Functionality
- On-The-Fly Changes and Scanning
- Wireless Network Color Coding
- SSID Broadcasting Flexibility
- Customizable Dashboard
- Status Snapshots

Versatile Design

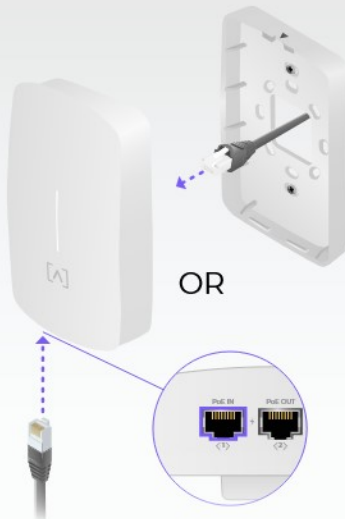
The AP6W can be powered over Ethernet via the PoE In Ethernet port on the back or the one on the bottom. Alternatively, it can be powered using a 12VDC, 1.5A power supply (Not Included).



The AP6W includes mounting hardware to be used on a wall or a junction box.



Junction Box Mount



Wall Mount

Bluetooth Setup

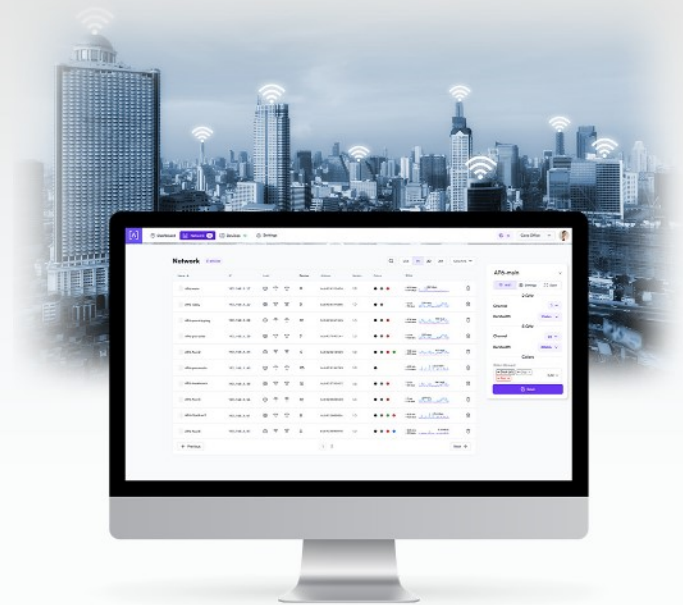
Bluetooth functionality is built into Alta Labs devices to allow seamless setup using the Alta Networks mobile app.



Scalable Cloud-Based Management

Alta Labs provides an intuitive and easy-to-use cloud-based management interface for Alta Labs devices. Designed for optimum scalability using a high-availability architecture for the ultimate in convenience and worldwide accessibility. Built on a worldwide content delivery network to optimize response and latency, our global cloud infrastructure ensures geographically optimized connectivity through our redundant network.

Deploy and manage multiple sites quickly and easily. Add, delete, or rename sites instantly. Toggle between sites from a site selection drop-down. Each site contains its own data set.











Mobile App

Monitor and manage your networks from the convenience of your mobile device using the Alta Networks app. Sign up for an Alta Labs account using just your name, email, and password or sign in using your Google or Apple account.



AltaPass™ is Alta Labs Powerful Patented Technology Built Into All Alta Labs Access Points

AltaPass™ is Alta Labs' patented technology (USPTO 12047240) built into all Alta Labs access points. This feature allows multiple passwords with customizable network/Internet settings to be used with a single wireless network SSID.

-  Configure Unlimited Passwords
-  Effortlessly Scale to Thousands of Users
-  Secure Guest WiFi Independent of Router
-  Choose From Predefined List of Network Types
-  Limit Download/Upload Speeds
-  Assign to VLAN
-  Bypass Hotspot or Filter
-  Ignore Schedule Limitations

AltaPass™ Multi-Password Technology

AltaPass allows clients to connect to the same wireless network SSID using different passwords. The functionality is built in to all Alta Labs Access Points and managed using Control™.

Configure unlimited passwords and effortlessly scale to thousands of users. Clients are provided with different network and internet access levels based on the password they use to connect to the network. Passwords can be utilized by individuals or groups.

When a password is created, select from one of the predefined standard use cases. The password can then also be associated with limited download and/or upload speeds, assigned to a VLAN, or set to bypass the filtering rules, the hotspot functionality, or to ignore the schedule.

Predefined Use Cases

- **Standard/Small** Typical network with less than 100 WiFi clients/devices
- **Large** Optimized for hundreds to thousands of WiFi clients/devices
- **IoT** Restricted to Internet and local incoming connections only
- **Internet only** Restricted to Internet only
- **Guest** Restricted to Internet and IoT devices



Advanced Filtering - DPI Engine

The Alta Labs access points have a built-in powerful Deep Packet Inspection (DPI) engine. By incorporating this feature directly in the access points, there is no need to purchase additional hardware to take advantage of this powerful tool.

Restrict access to websites, applications, or application types. Filter settings are easily applied in the Alta Labs web management interface.

Select applications or application types in the Block Applications drop-down menu. Block websites by typing in their domain names in the Block Domains field.

Password-Based Exceptions

There are many scenarios where users can't have or don't need their content filtered. The Alta Labs management interface allows you to bypass the site filter policy using our Multi-Password Authentication technology. Define a password to provide to users that bypasses the defined filter rules. If a hotspot has been created, it can also be bypassed. If a schedule has been defined, it can be ignored. Multiple password options can be defined using various combinations of the options.



Device Specific Exceptions

For instances where specific devices should not have their content filtered, adhere to a schedule, or bypass a hotspot, admins can allow individual devices to bypass the filter, schedule, and/or hotspot settings.

Passwords

Use different passwords to automatically separate different types of... [Show More](#)

Standard [password field] [lock icon]

Guest

VLAN

DL Rate (Mbps)

UL Rate (Mbps)

Bypass HotSpot

Ignore Schedule

Bypass Filter

+ Add Password

Sites

[field] Edit

[field] Edit

Outdoor SmartPlug [close icon]

Blank values will use defaults.

Network Type

VLAN

DL Rate (Mbps)

UL Rate (Mbps)

Bypass Hotspot

Bypass Schedule


Bypass Filter

Device Icon

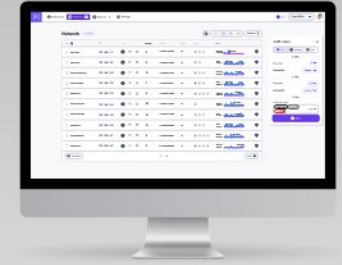
Reset Save

SPECIFICATIONS

MECHANICAL	
Dimensions	156.1 x 90 x 43.9 mm (6.15 x 3.54 x 1.73")
Weight	0.312 kg (0.68 lbs)
Enclosure Material	Top Cover: Polycarbonate, Bottom Cover: Aluminum
Mount Material	Polycarbonate
HARDWARE	
Network Interface	Ethernet, WiFi, Bluetooth
Management Interface	(3) GbE RJ45 Ports
Button(s)	Reset/Factory Reset
LED	Blue, White
PoE	802.3af/at
Power Supply	PoE+ Enabled Network Switch, 48V, 0.5A PoE Adapter, or a 12VDC 1.5A Power Supply (Optional - Not Included)
PoE Pass Through	Yes
Multi Direction PoE Input (Back and Bottom)	Yes
Supported Voltage Range	42.5-57V DC
Max. Power Consumption	14.2W
Max. Transmit Power	2.4 GHz: 20 dBm @2NSS, 5 GHz: 20 dBm @2NSS
SU-MIMO	(2) Spatial Stream Single User (SU) MIMO for up to 574 Mbps Wireless data Rate with HE40 Bandwidth to a 2x2 Wireless Client Device under the 2.4 GHz Radio (2) Spatial Stream Single User (SU) MIMO for up to 1,200 Mbps Wireless Data Rate with VHT80 to a 2x2 Wireless Device under the 5 GHz Radio
MU-MIMO	(2) Spatial Streams Multiple (MU)-MIMO up to 1,200 Mbps Wireless Data Rate for Transmitting to (2) streams MU-MIMO 11ax Capable Wireless Client devices under 5 GHz Simultaneously (2) Spatial Streams Multiple (MU)-MIMO up to 574 Mbps Wireless Data Rate for Transmitting to (2) Streams MU-MIMO 11ax Capable Wireless Client Devices under 2.4 GHz Simultaneously
Throughput Rate	2.4 GHz: Up to 574 Mbps, 5 GHz: Up to 2.4 Gbps
Antenna Gain	2.4 GHz: Up to 4.0 dBi, 5 GHz: Up to 4.1 dBi
Mounting	Wall
Operating Temperature	0 to 40° C (32 to 104° F)
Operating Humidity	5 to 90% Noncondensing
Certifications	CE, FCC, IC (Visit Alta.inc for a full list of certifications)



SOFTWARE	
WiFi Standards	802.11a/b/g/n/ac/ax (WiFi4/WiFi5/WiFi6)
Roaming	802.11r/k/v
Wireless Security	WPA2-Personal (PSK), WPA3-Personal (SAE), WPA-Enterprise (WPA2/WPA3)
SSID	8 Per Radio
VLAN	802.1Q
Advanced QoS	802.11e
Guest Traffic Isolation	Supported
Concurrent Clients	250+
Zero Wait DFS	Yes
Intelligent WiFi Scheduling	Yes
Hotspot Functionality	Yes
Scalable	Yes
Seamless Per-Client Settings	VLAN, Device Type, Rate Limit, Hotspot/Schedule Exception
AltaPass	Yes
DPI	Yes
Content Filtering	Yes
Hotspot Functionality	Yes
Customizable Dashboard	Yes
Status Snapshots	Yes
Device Cards	Yes



SUPPORTED DATA RATES	
802.11a/g	6 Mbps to 54 Mbps
802.11b	1 Mbps to 11 Mbps
802.11n	6.5 Mbps to 300 Mbps (Up to MCS 15)
802.11ac	6.5 Mbps to 867 Mbps (Up to MCS 9)
802.11ax	2.4 GHz: Up to 574 Mbps, 5 GHz: 18 Mbps to 2.4 Gbps (Up to MCS 11)