


NEW!

DR Series Drive Rings

Supports Wire Runs on Walls, Studs, Rafters




*Easy,
nail-on
installation*



DR1 1/2" Drive Ring with four cables

DR3 7/8" Drive Ring with twenty cables

DR3 7/8" Drive Ring with non-metallic sheathed cable



Size measured between loop (inside dimension)

CATALOG NUMBER	UPC/DCI/NAED MFG #01 8997	DESCRIPTION Drive Ring	UNIT PKG	STD PKG
DR1	01551	1/2"	100	1000
DR2	01552	5/8"	50	500
DR3	01553	7/8"	50	500
DR4	01554	1-1/4"	25	250


©2009 Arlington Industries Inc.
DR 0110/25M

Arlington's new drive rings offer the fast, easy way to run electrical, SE, SEU and communications wire or cable on interior wood framing members or exterior walls.

Made of corrosion-resistant galvanized steel, this series of drive rings provides sturdy support for wire and cable.

Available in four sizes (measured inside the loop), they support a range of cable bundle sizes. The larger the drive ring, the more wire it holds.

Installation is quick and easy. Use a hammer to attach the drive ring to the surface.



Arlington

1 Stauffer Industrial Park
Scranton, PA 18517
800/233.4717
Fax 570/562.0646
www.aifittings.com
www.arlnew.com/driverings

Low Voltage Mounting Brackets

Easy Installation of Low Voltage Smoke Detectors and More!

LVR1

- Adjusts to fit 1/4" to 1-1/2" wall or ceiling thickness.
- Bracket is its own template for cut out. Trace hole along the inside diameter of the bracket. Cut along the outside of the line.
- UL/CSA Listed.

Fast and Easy Installation of a Low Voltage Smoke Detector

- 1 Trace bracket, then cut hole. Pull wires.
- 2 Insert bracket into opening.
- 3 Tighten three screws to set LVR1 wings securely against drywall.
- 4 Attach low voltage smoke detector to LVR1 through screw holes in the mounting plate.
- 5 Attach smoke detector cover.



Vertical or Horizontal Mounting

Try all of our low voltage mounting brackets...

Our Low Voltage Mounting Brackets install faster than metal – cost less too!

Catalog Number	UPC/DEI/NAED Mfg. #018997	Description	Adjusts to Fit Wall Thickness	Unit Pkg	Std Pkg
LV1LP	58177	Low profile, single-gang	1/2" to 5/8"	10	100
LV2LP	23102	Low profile, two-gang	1/2" to 5/8"	5	50
LV1	58175	Single-gang	1/4" to 1"	10	100
LV2	10952	Two-gang	1/4" to 1"	5	50
LV2HD	20010	Two-gang (four mounting wings)	1/4" to 1"	5	25
LV3	09600	Three-gang	1/4" to 1"	5	50
LV4	09601	Four-gang	1/4" to 1"	5	50
LVR1	58185	Round	1/4" to 1-1/2"	---	25



Arlington

1 Stauffer Industrial Park
Scranton, PA 18517
800/233.4717
Fax 570/562.0646
www.aifittings.com

Distributed by

Patented.

LV1 to LV4, LVR1 1107REV0510/25M